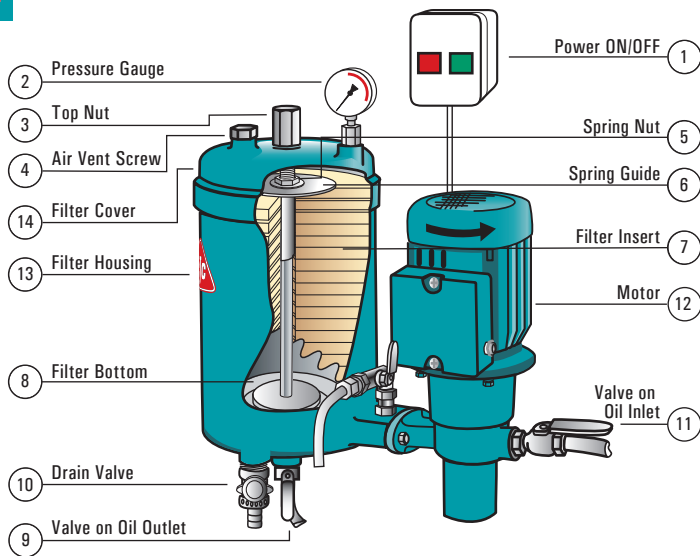


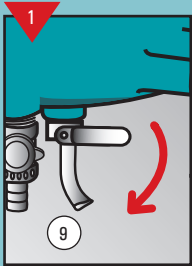


# Quick Operating Guide

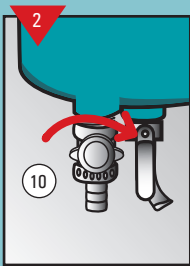
## CJC™ Fine Filter HDU 15/25 PV



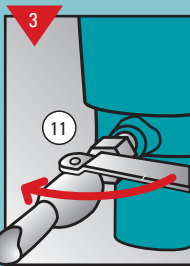
### START



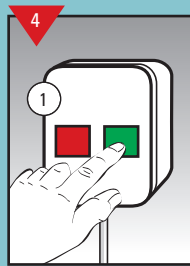
Open valve on oil outlet



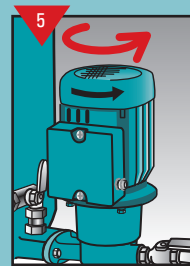
Secure drain valve is closed



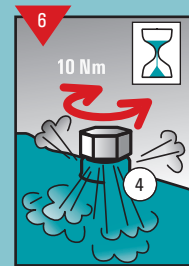
Open valve on oil inlet



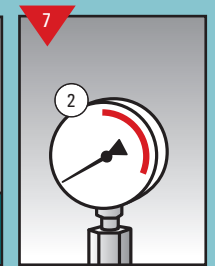
Start CJC™ Filter



Check rotation direction

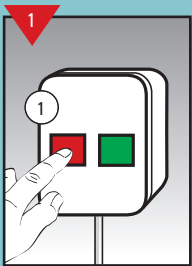


Open vent screw until oil appears beneath, then tighten again.

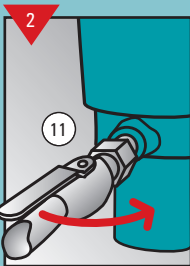


Check starting pressure

### STOP

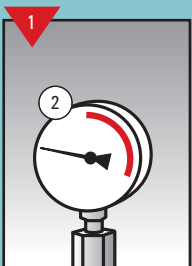


Stop CJC™ Filter

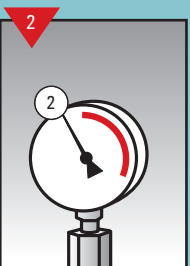


Close valve on oil inlet

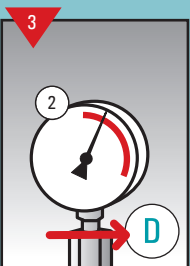
### DAILY CHECK



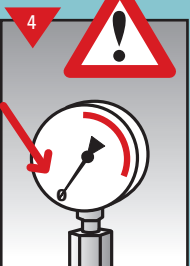
Check filter pressure



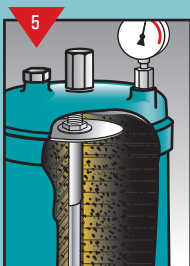
Example of acceptable pressure



At high filter pressure, (under normal temp.) filter insert must be replaced



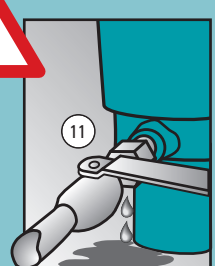
Troubleshooting Please refer to manual



Recommended lifetime Max. one year



Be aware that oil spillage is a serious safety risk - keep clean!



To avoid leakage, regularly inspect connections

26.11.2009